

Do you work in  
Health and Social Care?

Are you required to boil  
an Ocean of Data down  
into the Essence of  
Understanding?

**Come to a Vitals Chart® - Practical Skills - One Day Workshop**  
designed by Simon Dodds (Health Care Systems Engineer)

*In just **One Day** you can learn how to convert time-series data into rich pictures that tell the real story. And then how to interpret the patterns-in-the-pictures, to deepen understanding of the system behaviour and to inform effective improvement decisions and actions.*

This pragmatic, hands-on, learn-by-doing, practical skills workshop is designed for data analysts and operational managers.

You will see how to:

1. Prepare and plot time-series data as run charts and XmR charts.
2. Use the charts to extract the informative signals from the uninformative noise.
3. Identify and measure changes in system behaviour.
4. Understand and avoid the “flaw of averages” trap.
5. Understand how to create and use a Vitals Chart®.
6. Understand the required data queries for reporting and real-time flow monitoring.

Streamlined flow through the whole health care system is the emergent property of good system design. Smooth flow is safer, more efficient, and delivers better outcomes and a higher quality experience for everyone. Effective improvement requires fast and accurate feedback to track and measure changes, and that is what a Vitals Chart® does.

This event is designed for analysts and managers who want to experience, first-hand, the power of the healthcare systems engineering (HCSE) in action.

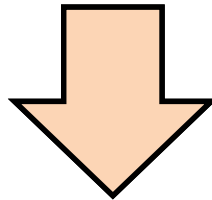
For more information please contact: [simon.dodds@saasoft.co.uk](mailto:simon.dodds@saasoft.co.uk)

**For more information and to book a seat please visit:**

**[www.saasoft.co.uk/workshops](http://www.saasoft.co.uk/workshops)**

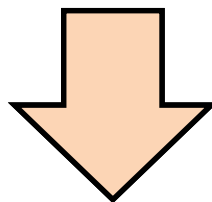
**One Day Workshops on Flow and Resilience Design**

<https://www.saasoft.co.uk/workshops>



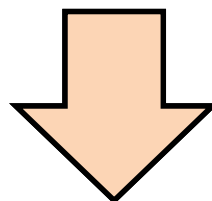
**Foundations of Improvement Science in Healthcare**

<https://www.saasoft.co.uk/fish/course>



**Vitals Chart® Theory and Practical Skills Workshop**

[Vitals Chart Workshop](#)



**Improvement Science Practitioner (Level 1)**

<https://www.saasoft.co.uk/chips>

To explore the on-line resources please visit:

[www.improvementscience.uk](http://www.improvementscience.uk)